



## Bathing establishment Fact Sheet

|                |   |
|----------------|---|
| Bathhouse name | Ilva  |
| Address        | Viale Europa 181  |
| City           | Lido di Camaiore (LU)   |
| Contacts       | Tel. +39 0584 617436 mail: <a href="mailto:claudiabiagi@alice.it">claudiabiagi@alice.it</a> |
| Website        | <a href="https://www.bagnoilva.it/">https://www.bagnoilva.it/</a>                           |

**TESTED BY:** [Handy Superabile - Social Promotion Association](#) in summer 2023

**Please note** The following information refers to the verification date shown at the bottom of each card. **The Association** is not responsible for any significant changes made by the property after the visit.

### Summary

|   |   |
|---|---|
| Bathing establishment Fact Sheet.....                             | 1 |
| Arrival at the facility .....                                     | 2 |
| Private/public parking.....                                       | 2 |
| Pathway from the parking lot to the main entrance .....           | 2 |
| Reception.....  | 3 |
| Bar/restaurant .....  | 4 |
| Internal Pathways and common services .....                       | 5 |
| Internal Pathways.....  | 5 |
| Toilet and shower accessible to guests with reduced mobility..... | 5 |
| Changing room.....  | 6 |
| Beach.....  | 7 |
| Children's play area.....   | 7 |
| Swimming pool.....  | 8 |
| Doctors' Offices/Healthcare Facilities .....                      | 8 |


Project carried out with the contribution of the





### Arrival at the facility

#### Private/public parking

|  |  |
|--|--|
| Presence of private parking  | NO   |
| Public parking nearby  | YES with n. 1 places reserved for the disabled approx. 50 meters |
| Type of public car park  | asphalt  |
|  | Public parking   |

#### Pathway from the parking lot to the main entrance

|   |                 |
|---|-----------------|
| Pathway from the car park to the entrance | Flat            |
| There are markers and tactile maps        | NO              |
| Usable door/entrance width                | more than 90 cm |





## Reception

|  |   |
|--|---|
| Umbrella booking system  | <input type="checkbox"/> Via web<br><input checked="" type="checkbox"/> By phone<br><input checked="" type="checkbox"/> On-site |
| Presence of multilingual staff   | YES   |
| Presence of plant plan with key to services available  | NO  |
| Presence of visuo-tactile map  | NO  |
| Bulletin board/information panels at an average height of 130 cm in a well-lit area and font size at least 14 dpi with a contrast ratio greater than 4.5:1 | NO  |





|   |    |
|---|----|
| The staff attended training courses on welcoming people with different disabilities | NO |
|---|----|

### Bar/restaurant

| Type of venue                              | Bar/restaurant  |
|--|---|
| Access to the premises                     | via ramp length 400 cm, width 100 cm, slope 14% - the ramp is only for the bar while the restaurant tables are accessible on the level  |
| Usable door/entrance width                 | 90 cm   |
| Bar counter                                | more than 100 cm  |
| Types of tables                            | with central support  |
| Space underneath the tables from the floor | 65 cm   |
| Multilingual menu                          | YES   |
| Menus with large print fonts               | NO  |
| Braille menu                               | NO  |
| Table service for people with disabilities | YES   |
| Availability of gluten-free food           | <input checked="" type="checkbox"/> bread <input checked="" type="checkbox"/> pasta <input type="checkbox"/> biscuits<br><input checked="" type="checkbox"/> ice cream <input checked="" type="checkbox"/> Pre-packaged foods |





|  |                 |
|--|-----------------|
|  | <p>Bar ramp</p> |
|--|-----------------|

### Internal Pathways and common services

#### Internal Pathways



|   |                            |
|---|----------------------------|
| <p>Indicate whether the pathways connecting the entrance to the beach are flat or with ramps in addition to those already described</p> | <p>Obstacle-free paths</p> |
|---|----------------------------|

#### Toilet and shower accessible to guests with reduced mobility

|  |   |
|--|---|
| <p>Number of toilets accessible/usable by guests with reduced mobility</p> | <p>1</p>  |
| <p>Access to the premises</p>  | <p>by ramp length 240 cm, width 94 cm, slope 8%</p> |
| <p>Usable width of the entrance door</p>                                   | <p>80 cm</p>  |
| <p>Toilet height</p>   | <p>50 cm</p>  |
| <p>Open front toilet seat</p>  | <p>YES</p>  |





|  |   |
|--|---|
| Support handles  | to the left of the toilet   |
| Flexible hand shower at the side of the toilet                                     | YES   |
| Free space on the sides of the toilet  | left more than 90 cm<br>right 21 cm<br>frontal more than 90 cm                      |
| Electric doorbell/phone  | YES   |
| Washbasin with space underneath for wheelchair                                     | 61 cm   |
| Height from the ground on the bottom edge of the mirror                            | 125 cm  |
| Baby changing table  | NO  |
|  |  |
| Accessible <b>shower</b> available for guests with reduced mobility                | NO  |



### Changing room

|   |    |
|---|----|
| Accessible changing room available for guests with reduced mobility | NO |
|---|----|





## Beach

|  |   |
|--|---|
| Type of beach  | sand  |
| Access to the beach  | Flat  |
| Walkway to reach the umbrellas   | YES   |
| Type of walkway  | PVC   |
| Walkway width  | 90 cm   |
|    |  |
| Removable Platform between the walkway and the umbrella station to facilitate the passage and parking wheelchair                           | YES   |
| Amphibious beach chair available for helping people with reduced mobility to enjoy swimming (owned by the establishment or by association) | YES   |

## Children's play area

|  |  |
|--|--|
| Children's play area                               | inaccessible to children with reduced mobility due to sandy bottom |
| There are games for children with reduced mobility | NO   |





## Swimming pool

|  |   |
|--|---|
| The property has a swimming pool   | YES   |
| Access to the swimming pool  | Flat  |
| Useful width of the entrance gate  | more than 90 cm   |
| Access to the pool   | with ladder   |
| Bathing aids for guests with reduced mobility                                      | Not present   |
|  |  |

## Doctors' Offices/Healthcare Facilities

|                             |   |
|-----------------------------|---|
| Hospitals near the facility | Versilia Hospital SS1 Camaioire tel. 0584/6051  |
| Other Healthcare Facilities | <p><b>Emergency medical service Camaioire</b><br/>tel. 0584/616775 Distretto Sanitario ASL N. 12 Viareggio Via Sant'Elme, 30 Tel. 058483873</p> <p><b>Croce Verde</b> Viale Italico, angolo via Risorgimento Tel. 058484013 Free First Aid for white codes <b>Night medical guard</b><br/>Tel. 0584 83896 (h. 20-8)</p> |



Project promoted by



**Regione Toscana**

---

|  |   |
|--|---|
|  | <p><b>Misericordia</b> Via P. I. da Carrara, 32 Tel. 0584752133/0584 752149</p> <p><b>Medical service "San Camillo" Nursing Home</b> Via P.I. da Carrara, 37 Tel. 0584 7391</p> <p><b>Dialysis service c/o Croce Verde</b> Viale Italico, corner of Via Risorgimento Tel.058484013 affiliated with AUSL</p> |
|--|---|

TESTED BY: Handy Superabile Social Promotion Association in summer 2023  
**ile in summer 2023**

---

Project carried out with the contribution of the



**Presidenza del  
Consiglio dei Ministri**  
Ministro per la disabilità